

Old Age Security - Canada Pension Plan

CANADA PENSION PLAN and QUEBEC PENSION PLAN

Type of Benefit	New benefits Maximum rate (2007)		Number of benefits (October 2006)		Amounts paid (October 2006)	
	CPP	QPP	CPP	QPP	CPP	QPP
	\$	\$	#	#	\$ M	\$ M
Retirement (at age 65)	863.75	863.75	3,296,041	1,186,256	1,557.2	460.8
Disability	1,053.77	1,053.74	303,890	67,236	233.5	54.9
Survivors						
• - 65	482.30	(**)	235,033	82,598	81.4	46.9
• 65 +	518.25	518.25	744,911	251,797	210.1	70.1
Total			979,944	334,395	291.5	117.0
Children of disabled contributor	204.68	64.99	80,797	8,077	16.2	0.7
Children of deceased contributor	204.68	64.99	71,477	18,635	14.3	1.2
Death (max lump sum)	2,500.00	2,500.00	9,283	3,762	20.5	8.7
TOTAL			4,741,432	1,618,361	2,133.2	643.3
Combined benefits						
• Surv./Rtr. (rtr at age 65)	863.75	863.75	604,124	n.a.	403.0	n.a.
• Surv./Dis.	1,053.77	n.a.	13,036	n.a.	11.9	n.a.
Total			617,160	184,298	414.9	105.6




DISABILITY AND SURVIVOR'S RATES

	Flat Rate	Earnings Related Portion	Total
CPP disability benefit	\$405.96	\$647.81	\$1,053.77
CPP survivor's pension under 65	\$158.39	\$323.91	\$482.30
QPP disability benefit	\$405.93	\$647.81	1,053.74
(**) QPP survivors - Under 45			
• Not disabled, no child	\$103.96	\$323.91	\$427.87
• Not disabled, with child	\$376.89	\$323.91	\$700.80
• Disabled	\$405.93	\$323.91	\$729.84
Aged 45 to 64	\$405.93	\$323.91	\$729.84

CALCULATION OF CPP MAXIMUM MONTHLY RATES FOR NEW BENEFITS

Retirement:	25% of 1/12 of the average YMPE for last five years
Disability:	(retirement x 0.75) + flat rate (\$405.96)
Survivors:	•under 65: (retirement x 0.375) + flat rate (\$158.39)
	•65 or over: (retirement x 0.60)

For more information about Old Age Security or the Canada Pension Plan, contact us at:

 **1-800-277-9914**
 **1-800-255-4786 (TTY)**
 **servicecanada.gc.ca**

Old Age Security - Canada Pension Plan

OLD AGE SECURITY

Type of Benefit	(January to March 2007)		(October 2006)	
	Maximum rate	Income level cut-off	Number of benefits	Amount paid
Old Age Security pension**	\$ 491.93	\$ n.a.	# 4,293,347	\$ M 2,005.9
Guaranteed Income Supplement				
• Single	620.91	14,904	936,146	392.1
Spouse/Common-law partner of				
• a non-pensioner	620.91	35,712	83,329	33.9
• a pensioner	410.04	19,728	457,828	119.6
• an Allowance recipient	410.04	35,712*	63,670	21.5
Total			1,540,973	567.1
The Allowance				
• Regular	901.97	27,600	63,669	22.6
• Survivor	999.81	20,064	29,792	16.6
Total			93,461	39.2

* The Allowance stops being paid at \$27,600 while the GIS stops being paid at \$35,712.

** The OAS pension repayment level in 2007 is from \$63,511 to \$102,865.

SELECTED FIGURES (2007)

	CPP	OPP
Year's Maximum Pensionable Earnings (YMPE)	\$43,700.00	\$43,700.00
Year's Basic Exemption	\$ 3,500.00	\$ 3,500.00
Employee/employer maximum contribution (4.95%)	\$ 1,989.90	\$ 1,989.90
Self-employed maximum contribution (9.9%)	\$ 3,979.80	\$ 3,979.80
Account balance (September 2006)	\$ 101,994 M	\$ 30,101 M
Contributions (2005-2006)	\$ 29,882 M	\$ 8,882 M
Number of contributors 2004	11.6 M	3.7 M
Indexation rate (January 2007)	2.1%	2.1%

FORECASTED EXPENDITURES 2006-2007 (Expenditures millions \$)

OAS	GIS	ALLOWANCE	TOTAL	CPP	OPP
24,142	6,850	517	31,509	26,132	8,354

For more information about Old Age Security or the Canada Pension Plan, contact us at:

☎ 1-800-277-9914 ☎ 1-800-255-4786 (TTY) ☎ servicecanada.gc.ca